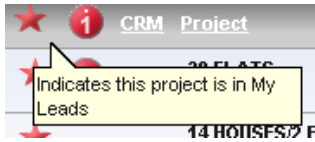


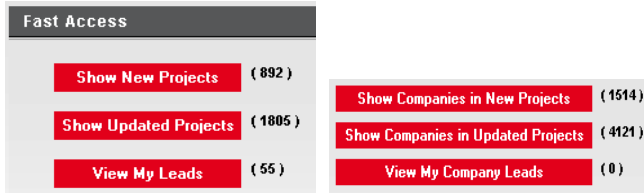
Evolution Features & Benefits

Easier for you

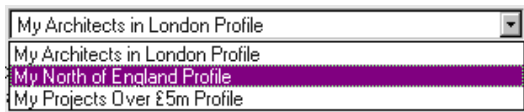
- 'My leads' function, allowing you to maintain a list of your favourite projects or companies



- 'Fast Access' buttons, enabling you to find new or recently updated projects and companies/contacts immediately

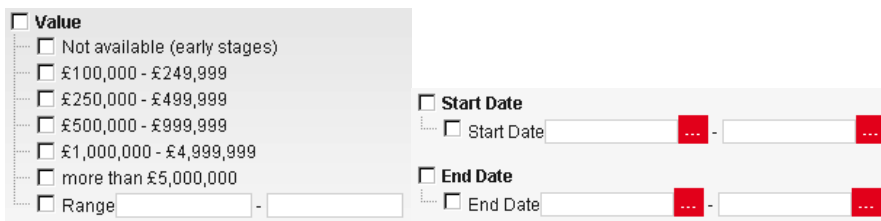


- Unlimited profile creation, allowing you to create searchable profiles relevant to the projects or companies you are interested in

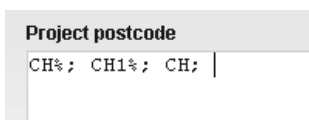


More powerful search

- Search your own specific value and date ranges for projects



- Multiple partial postcode filters in profiles:



- Ability to select from **6 different site measures** :

Total floor area
 Total floor area -

Ground floor area
 Ground floor area -

Site area
 Site area -

Number of units
 Number of units -

Number of storeys
 Number of storeys -

Storeys below ground
 Storeys below ground -

- **Over 100 material searches** available

preformed wall panels
 stone
 composite metal cladding
 rainscreen cladding
 timber boarding
 fairface blockwork
 structural glazing
 Wall Features
 Roof Cladding

- **Text search** allowing you to search any text within a project page and also search your notes.

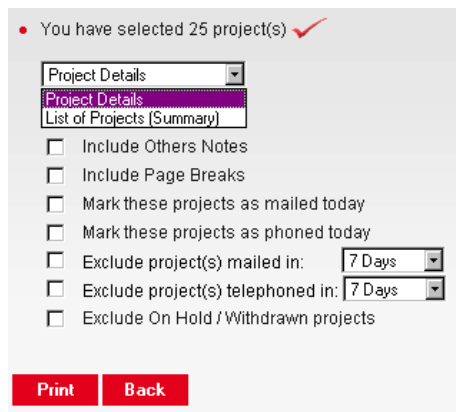
Search: **Search Notes**

- Easier to operate selection screens with a **summary view**


Summary	
Project postcode	CH1;
Project location	Cheshire
Sector	Single houses , Private development , Housing association dwellings , Local authority barracks , Hostels , halls of residence , Holiday & timeshare dwellings , Care Resident Hotel & Catering , Industrial , Civic & Public , Medical & Healthcare , Education , Leisure , Civil Engineering
Development type	New Build , Extn , Altn/Conv , Refurb/Repair , Fit-out , Demolition , Works , Brownfield ,
Stage	-
Value	-
Total floor area	-
Ground floor area	-
Site area	-
Number of units	-

Work quicker:

- **Local print function** for projects, including your notes and others notes



- **Select and extract company data directly** into many different file formats compatible with most CRM systems. Extract data directly to your email account in HTML format.
- **Find and extract** all your notes quickly



- **Quickly and easily** extract contact and project information into CSV format allowing you to carry out mail merges.



- Improved database **speed** and **performance**

More efficient

- **See immediately** if you have viewed a project, added a note, set a watch, phoned or emailed.



- **Hide projects** you don't want to see



- Online Help centre



Work together

- Shared notes function allowing all users in your organisation to view each others notes on Projects and Companies, including the ability to receive an email notification if any other users on your system add notes.
- Rate projects and provide comments - direct to our UK Research team

Maintain control

- Change the default extract format for projects
- Alter the period that new/updated icons display for
- Alter the default search period for Quick Search screens
- Create new users and assign licenses to them yourself

New Terms in Evolution

- **My Leads:** A mark to indicate special interest in a particular project by a user
- **My Company Leads:** A mark to indicate special interest in a company by a user
- **Read/Unread Leads:** A record is maintained of all projects read/unread by the user
- **New/Updated:** An icon that is applied for New or Updated projects. The icon disappears when the user has read the project OR when the company's set time period expires for these icons (the expiry period is set for the company between 1 day and 1 year)
- **Archive:** Not quite deleting – this allows a user to permanently hide any project or company from being viewed again. The items can be viewed and unhidden in future.
- **Action drop-down:** All actions from Printing through to Archiving are available in a drop-down box that lists each available action. Actions can be applied to multiple items on a list page by ticking each item the action is required for.
- **Tick selection:** This replaces Batch tag by allowing single or multiple items to be ticked on a list page. The top most tick box will tick all items on a page either on or off. Batch tick allows selection of all projects within a certain date range.
- **The left hand menu bar:** This is always used to navigate between paid-for services such as Analytics or Evolution. It does not alter or change as it did in Interactive.