




Project Lists





This page can be seen any time a user is viewing a list of projects. It allows a user to sort and browse through the results of a search and to perform actions on projects listed such as adding a Watch, Printing or Extracting. Each project has a set of icons which may be displayed:


- 
View My Leads (55)


Star: My Leads (indicates a project you are interested in – or a favourite)
A list of your leads is easily accessible from the projects front page.
- 

N/U: New/Updated (this is displayed for a set period by the system, OR, until the user has read it, whichever is sooner)
- 

+/-: Collapsible section showing Scheme and Status without having to enter the project
- 

Notes: Indicator for notes created by you, others or you and others (icon changes each time)
- 

Binoculars: Indicator that a watch has been set on a project. You have chosen to be notified by email when a project is updated.
- 

Calendar: Indicator that a diary event has been created for a project
- 

£ Sign: Indicator that an opportunity has been created for a project

Columns currently shown are Project Title, Value, No of units, Location, Stage, Updated date and Development Type.

The following actions can be performed on the selected ticked projects:



*Selection ticks will disappear when the user logs out or goes to a different service.